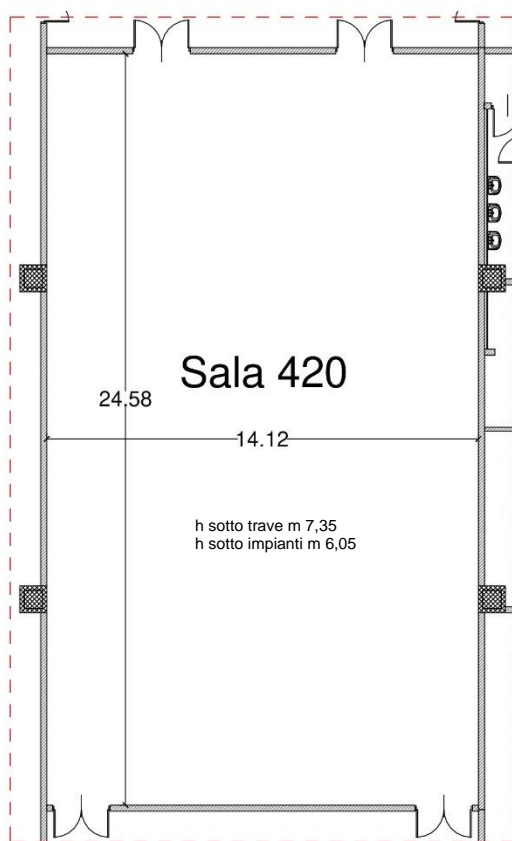
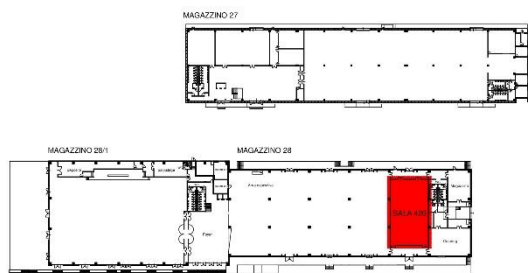


## SALA 420


### DIMENSIONI PRINCIPALI

<b>mq calpestabili</b>	<i>mq</i>	347
<b>larghezza principale</b>	<i>m</i>	24,58
<b>lunghezza principale</b>	<i>m</i>	14,12
<b>h sotto trave</b>	<i>m</i>	7,35
<b>h sotto impianti</b>	<i>m</i>	6,05

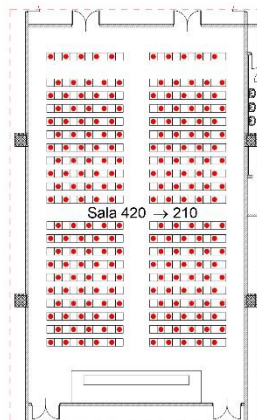


## CONFIGURAZIONI E CAPIENZE

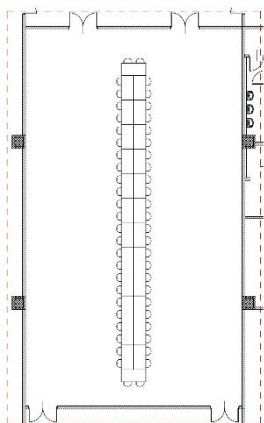
**Platea – 420 pax**



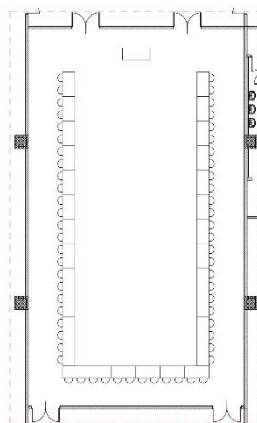
**Platea COVID 50% – 210 pax**



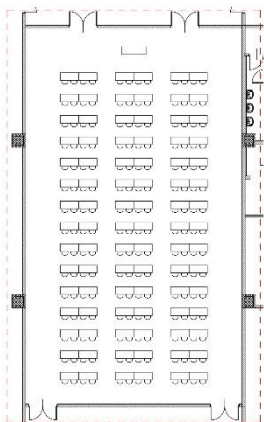
**Riunione – 52 pax, tavoli 80x120 cm**



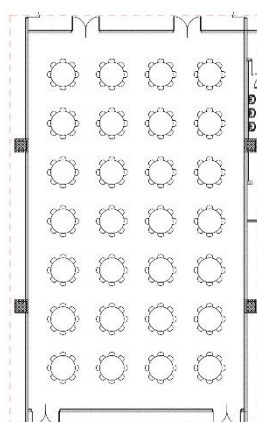
**Ferro di cavallo – 60 pax, tavoli 80x120 cm**



**Banchi scuola – 180 pax, tavoli 50x120 cm**



**Banchetto – 224 pax, tavoli Ø 160 cm da 8 pax**



**Reception – 320 pax**

