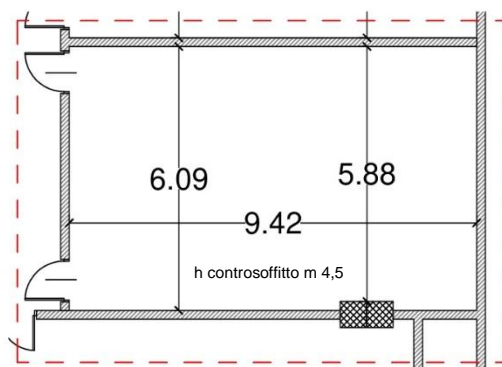
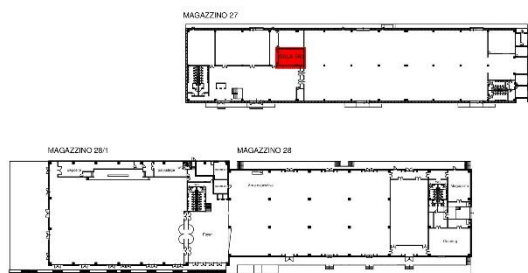


SALA 56 b

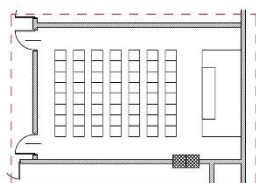
DIMENSIONI PRINCIPALI

mq calpestabili	<i>mq</i>	57
larghezza principale	<i>m</i>	9,42
lunghezza principale	<i>m</i>	6,09
h controsoffitto	<i>m</i>	4,50

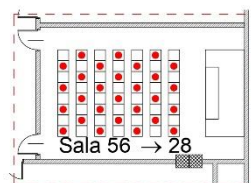


CONFIGURAZIONI E CAPIENZE

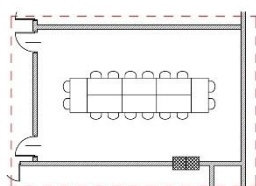
Platea – 56 pax



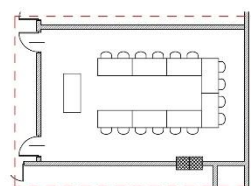
Platea COVID 50% – 28 pax



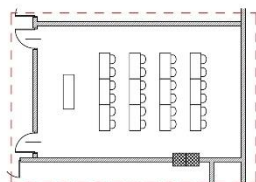
Riunione – 16 pax, tavoli 80x120 cm



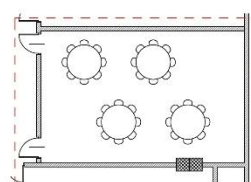
Ferro di cavallo – 16 pax, tavoli 80x120 cm



Banchi scuola – 24 pax, tavoli 50x120 cm



Banchetto – 32 pax, tavoli Ø 160 cm da 8 pax



Reception – 40 pax